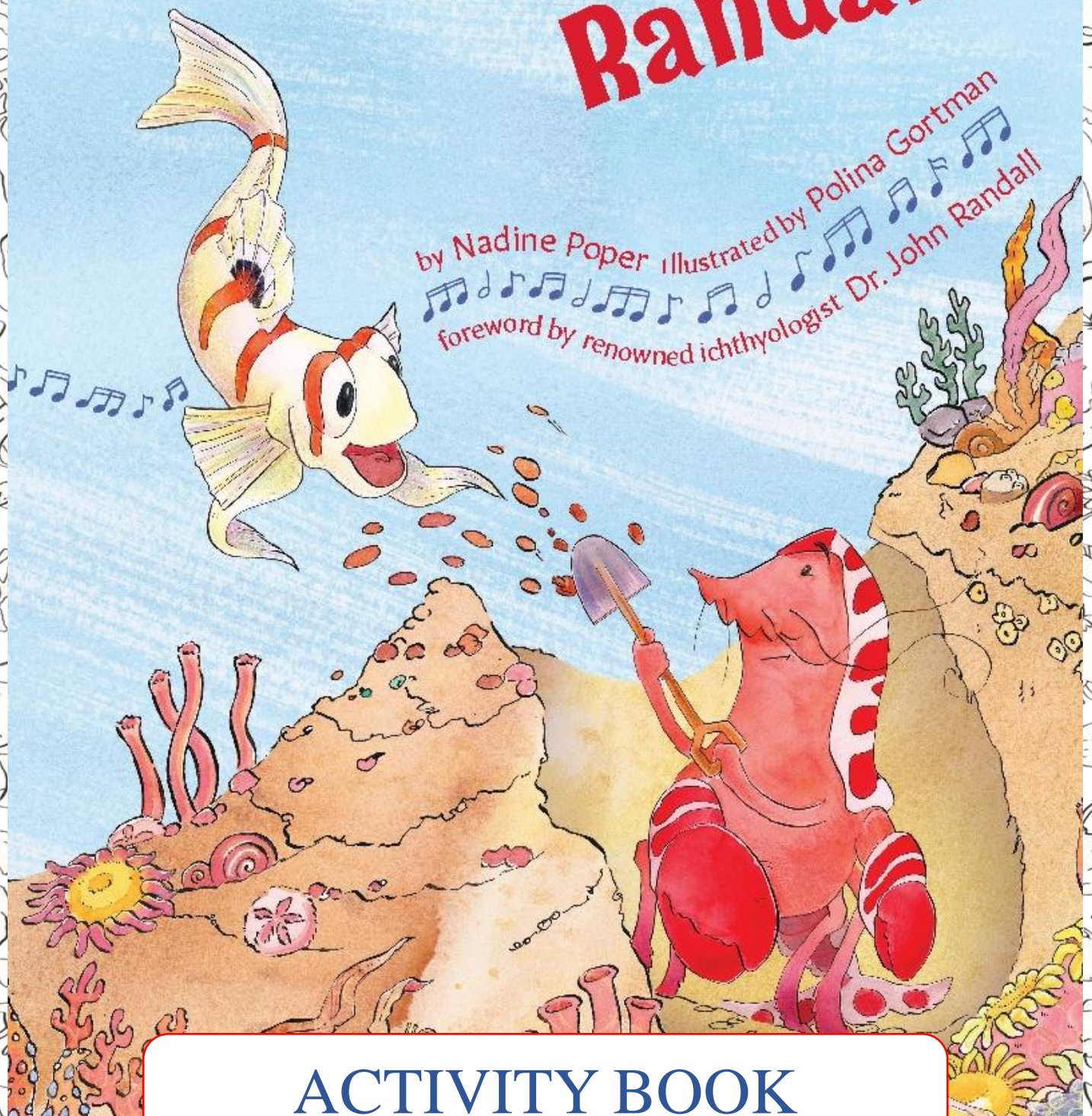


Kirkus Reviews
Blue Star Recipient!

Randall and Randall

by Nadine Poper illustrated by Polina Gortman
foreword by renowned ichthyologist Dr. John Randall

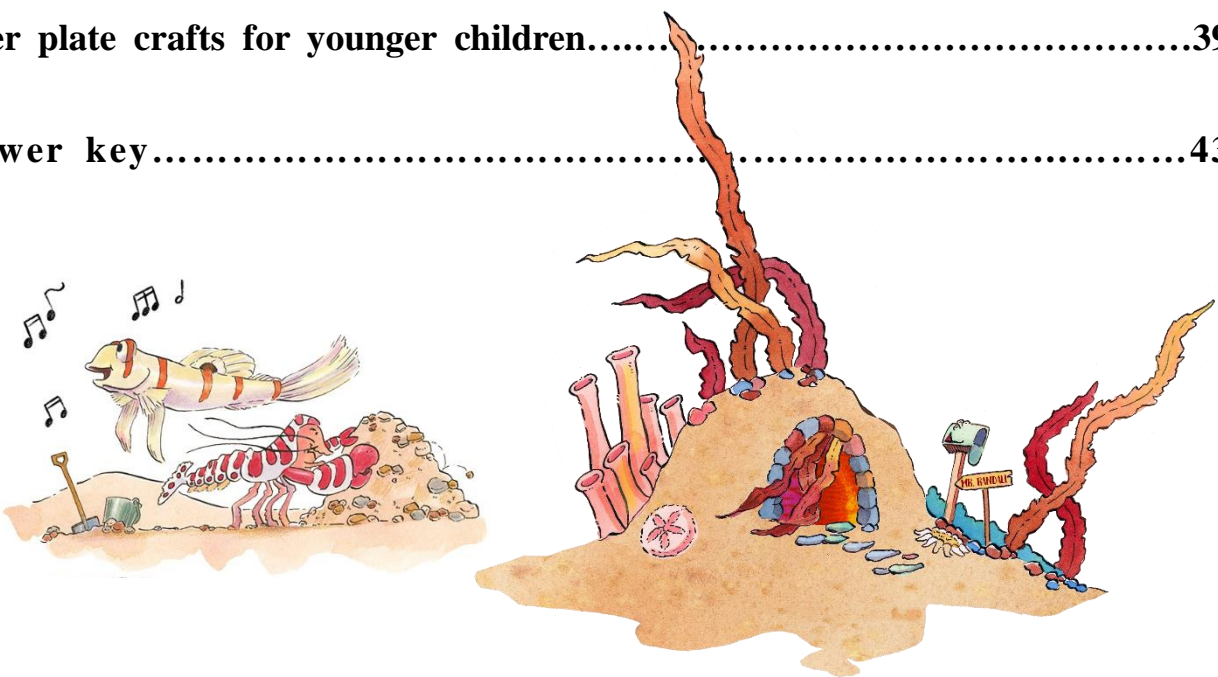


ACTIVITY BOOK

Blue Whale Press

TABLE OF CONTENTS

About the book.....	3
About the author.....	5
About the illustrator.....	6
About the publisher.....	7
Worksheets and puzzles.....	8
Coloring pages.....	15
Randall the Pistol Shrimp paper plate craft.....	22
Randall the Goby Fish paper plate craft.....	32
Paper plate crafts for younger children.....	39
Answer key.....	43



ABOUT THE BOOK



Randall, the pistol shrimp, is a master at excavation. Randall, the goby fish, is his skittish, yet happy-go-lucky watchman. The problem is that both have quirks that drive each other bananas until one day their relationship is driven to the breaking point. This very funny informational-fiction story about one of the sea's naturally-existent odd couples illustrates how certain species depend upon their symbiotic relationship for survival. It also shows children how two very different beings can embrace each other's peculiarities and become best of friends.

Foreword written by Dr. John E. Randall, senior ichthyologist emeritus, Bishop Museum, Honolulu, Hawaii.

Available in hardcover (978-0-9814938-7-9) and soft (978-0-9814938-8-6)
A 32-page picture book for ages 4-8.

Randall and Randall is written by Nadine Poper, with illustrations by Polina Gortman.



BLUE STAR KIRKUS REVIEW

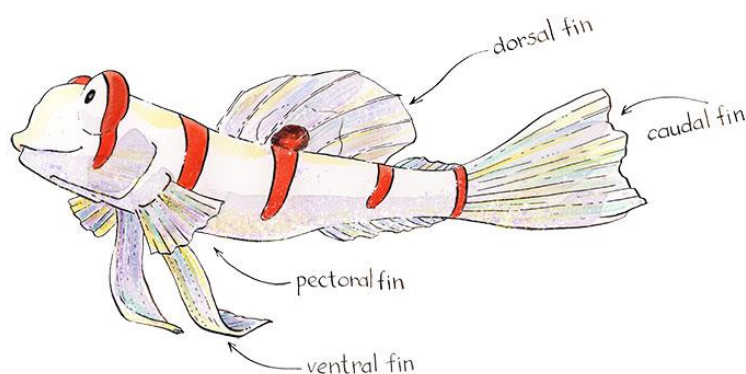
“Based on a real-life symbiotic relationship, this silly tale makes the science approachable through the goby’s giggle-worthy antics. Notes from ichthyologist Dr. John Randall describe the phenomenon for adults, and Gortman’s closing illustrations supply diagrams of the charismatic creatures. The picture book’s cartoonish interior images deftly mix human and animal characteristics . . . Poper’s simple English text seamlessly introduces a few straightforward Spanish-language phrases due to the coastal Mexico setting. The ingenious aquatic tale also encourages readers to realize they can find friendship even if they don’t see eye to eye with their cohorts.” —Kirkus Reviews

ABOUT THE AUTHOR



Nadine Poper is an elementary librarian for an urban Pennsylvania school district who loves how fortunate she is to be surrounded all day by books and children to share them with. As a mom to three boys and two dachshunds, Nadine became a huge wiener dog fan and self-published three children's books about dachshunds. She is also a foster home for Coast to Coast Dachshund Rescue and donates portions of her book sales to the rescue.

When not writing, Nadine loves to travel to dog and dachshund events with her husband to promote her books. She also enjoys gardening in her Blandon, Pennsylvania backyard, and of course reading and writing children's literature. Read more about Nadine at <http://nadinepoper.weebly.com/>




ABOUT THE ILLUSTRATOR



Polina Gortman is an illustrator living and working in Seattle, Washington. Polina draws her inspiration from old fairy tales, wildlife and nature. Her hobbies include picking at stalagmites of books that grow in random locations around her house, and stargazing. Polina is an active member of Society of Children's Book Writers and Illustrators and an author-illustrator critique group The Broad Strokes.

You can read more about Polina by going to www.gortmanillustration.com.



ABOUT THE PUBLISHER






BLUE WHALE PRESS

About the Publisher Blue Whale Press is an independent publisher of children's books that focuses on stories involving themes of friendship and/or personal challenge. Most often, stories are selected for publishing due to their inherent educational or moral value. But as a general rule, a good dose of humor doesn't hurt their chances of being published either. While the vast majority of Blue Whale Press's upcoming titles are picture books, there are a couple of chapter books and middle grade thrown in the mix. As a boutique publisher who doesn't mind taking risks, Blue Whale Press considers itself to be a launch pad for authors and illustrators hoping to establish themselves. The company is incorporated in the state of Texas.

For more info: <https://www.bluewhalepress.com/>

Some other titles from Blue Whale Press





WORKSHEETS AND PUZZLES

Can you find 10 words from the story?

c	b	r	m	a	c	k	w	q	z	q	y
o	a	l	b	v	s	e	c	t	e	p	t
a	r	b	u	t	a	g	r	x	c	p	a
s	q	v	r	j	n	k	i	h	o	q	w
t	c	p	r	e	d	a	t	o	r	q	m
z	o	l	o	g	w	e	t	q	a	o	a
e	b	a	w	e	a	j	e	b	l	q	c
l	t	n	l	s	h	a	r	k	s	p	k
u	e	k	s	h	e	r	c	o	l	l	e
r	b	t	t	r	l	b	u	q	n	r	r
l	u	o	c	e	a	n	w	o	l	n	e
a	t	n	v	g	u	q	s	h	e	l	l


burrow

coast

coral

critter

mackerel



ocean


plankton

predator

sand

shark

Can you help the sea snail find the way out of the maze?



Can you work out what these sea animals are?

srebcuceaum

sdoldnalar

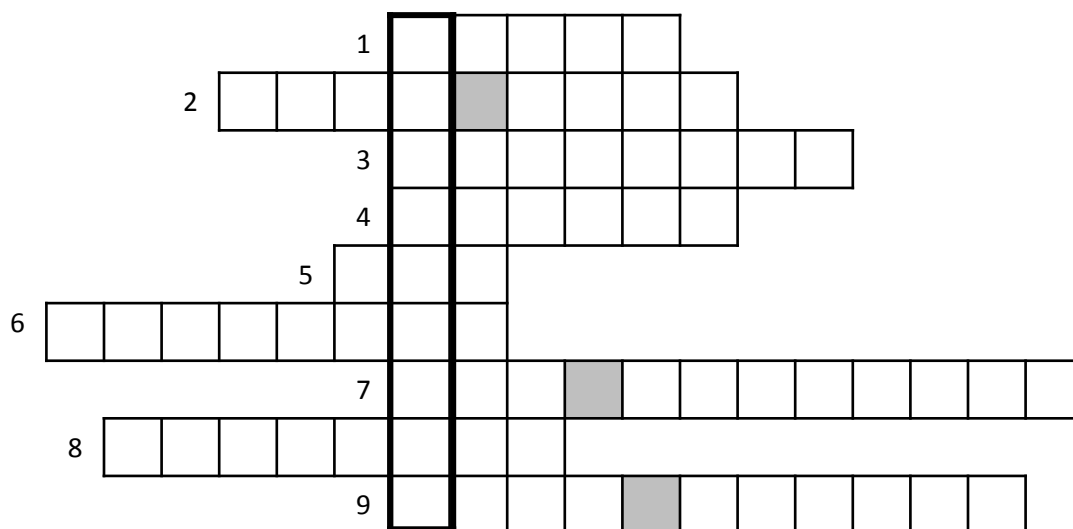
polstsimirhp

boishgyf

notkanpl



Solve the crossword and find out what word is hiding in the column. Gray squares should be left blank.



1. What sea creature was about to eat Randall the Fish for lunch?
2. What kind of fish is Randall the Fish?
3. A fast swimming fish with prominent stripes on the back. Look at the page where Randall the Fish spots the first predator for clues.
4. Randall the Shrimp lives in a _____.
5. Randall the Fish has a big and beautiful dorsal _____.
6. Tiny organisms that live in the ocean. A whale's favorite snack.
7. A sea creature with a long soft cylindrical body, loves eating poop.
8. What sound does Randall's claw make?
9. A flat sea urchin with a coin-like shell.

HINT!

The *word in the column* is used to describe a close relationship between two or more organisms from different species.

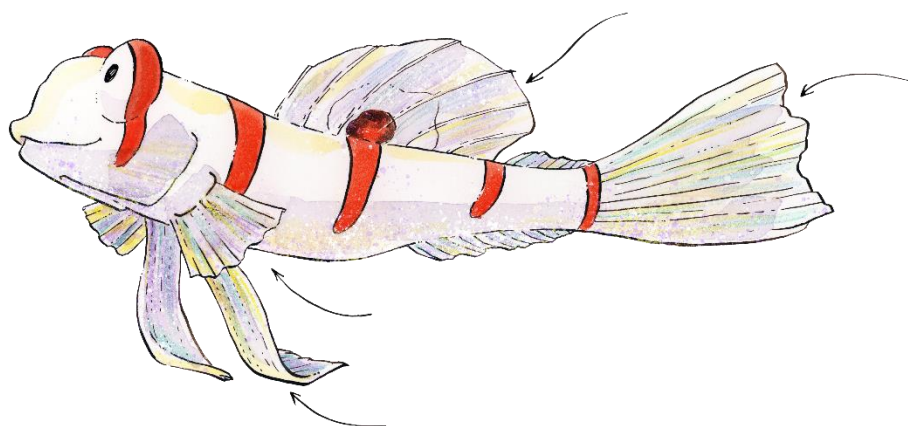
Can you find and circle 10 differences?



Copyright (c) 2019 Blue Whale Press

RANDALL AND RANDALL

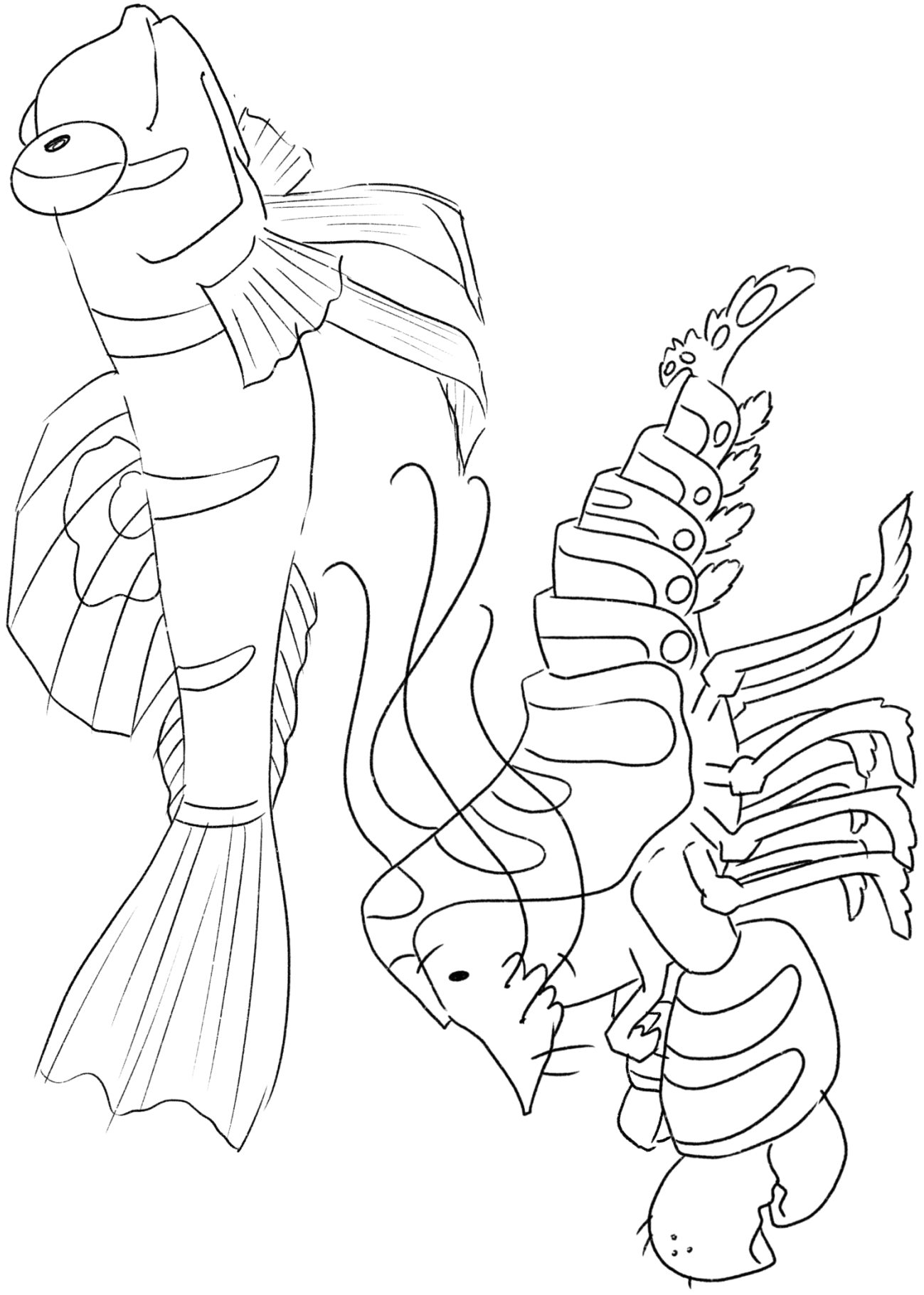
**Can you name the parts of the goby fish
and the pistol shrimp?**





COLORING PAGES












RANDALL AND RANDALL







RANDALL THE PISTOL SHRIMP PAPER PLATE CRAFT



You will need:

- two 9” paper plates
- scissors
- glue stick or double-sided tape
- a pencil
- red dot markers, paints or crayons
- orange dot markers, paints or crayons
- black marker for eyes and smile
- a brush
- two brads
- an awl
- a cutting mat
- a pair of googly eyes (optional)

*Requires advanced cutting
and assembly ability.*

1. Take one paper plate and paint red stripes on it. If you use paints or any other wet medium to paint stripes, wait until it's dry.



2. Fold the paper plate with red stripes in half. Just like this.



3. On one side of the folded paper plate draw a silhouette of the shrimp's carapace. You can also trace the template (see page 30).



4. Cut out the shrimp's carapace.



5. On the remaining part of the striped paper plate draw silhouettes of the shrimp's claws. Remember that the snapping claw is much bigger than the other! You can also trace the templates (see page 31).



6. Cut out the shrimp's claws.



7. Take the second paper plate and paint it orange. If you use paints or any other wet medium to paint it, wait until it's dry.



8. Fold the orange paper plate in half. Just like this.



9. On one side of the folded paper plate draw a silhouette of the shrimp's body, its front arm and four hind legs. You can also trace the template (see page 30).




10. Cut the shrimp's body and legs out.




11. Lay the shrimp's body and claws flat on a cutting mat. Make four little holes (1 on each side of the body, 1 on each claw) with an awl to attach its claws to the body. If you're making this craft by yourself, please ask your grown-up to help you with an awl. See templates for reference on where to put the holes.



12. Insert a brad into the claw, now insert the brad with the claw on it into the hole on shrimp's body. Fasten the brad.



13. Repeat Step 12 for the second claw on the other side of the shrimp's body.



14. Place orange body into red-striped carapace, so that shrimp's head sticks out a bit. Like this.



15. Glue orange body to red-striped carapace with a glue stick or double-sided tape.



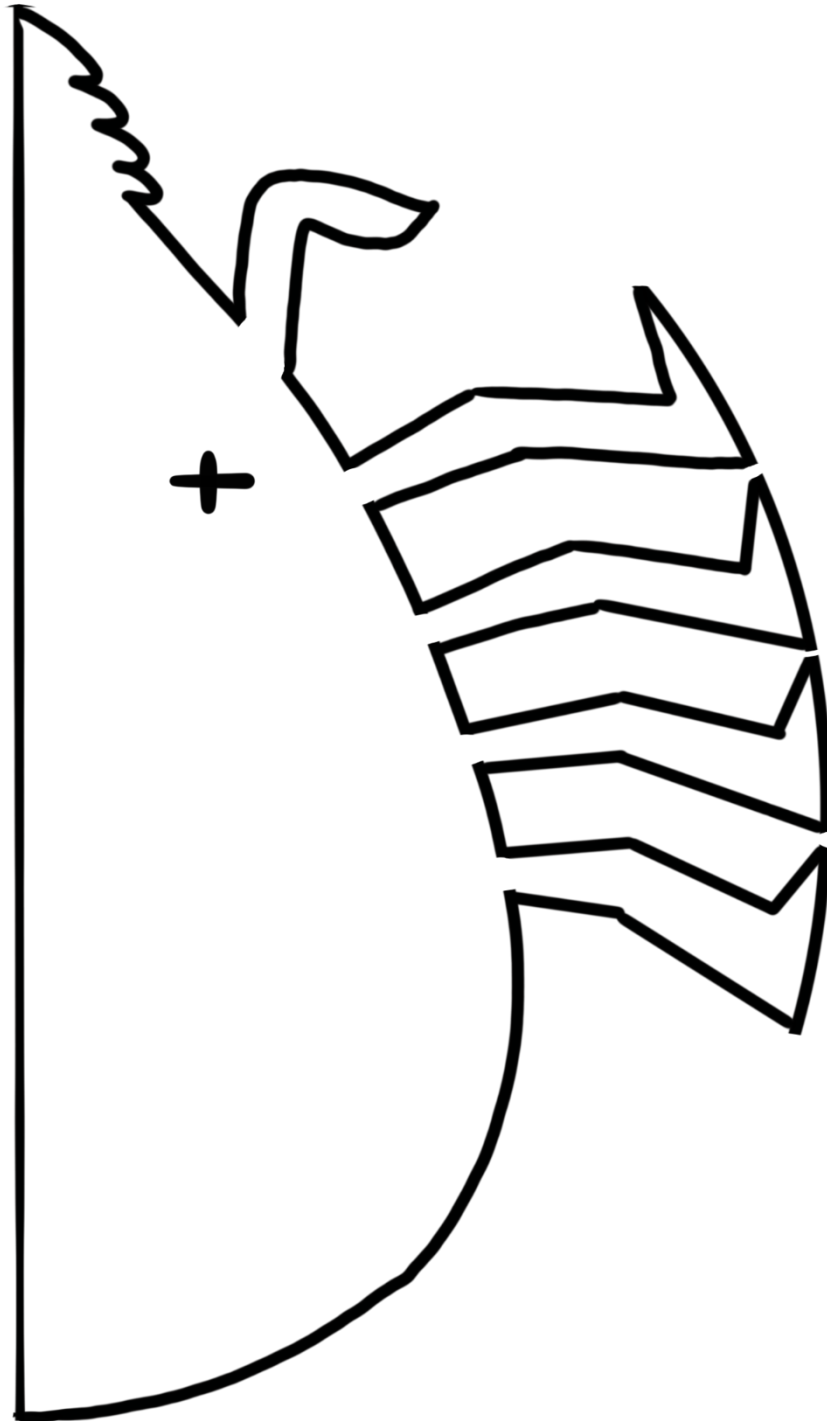
16. Lay shrimp on its side and draw its eyes and smile. You can also use googly eyes.

You're done!



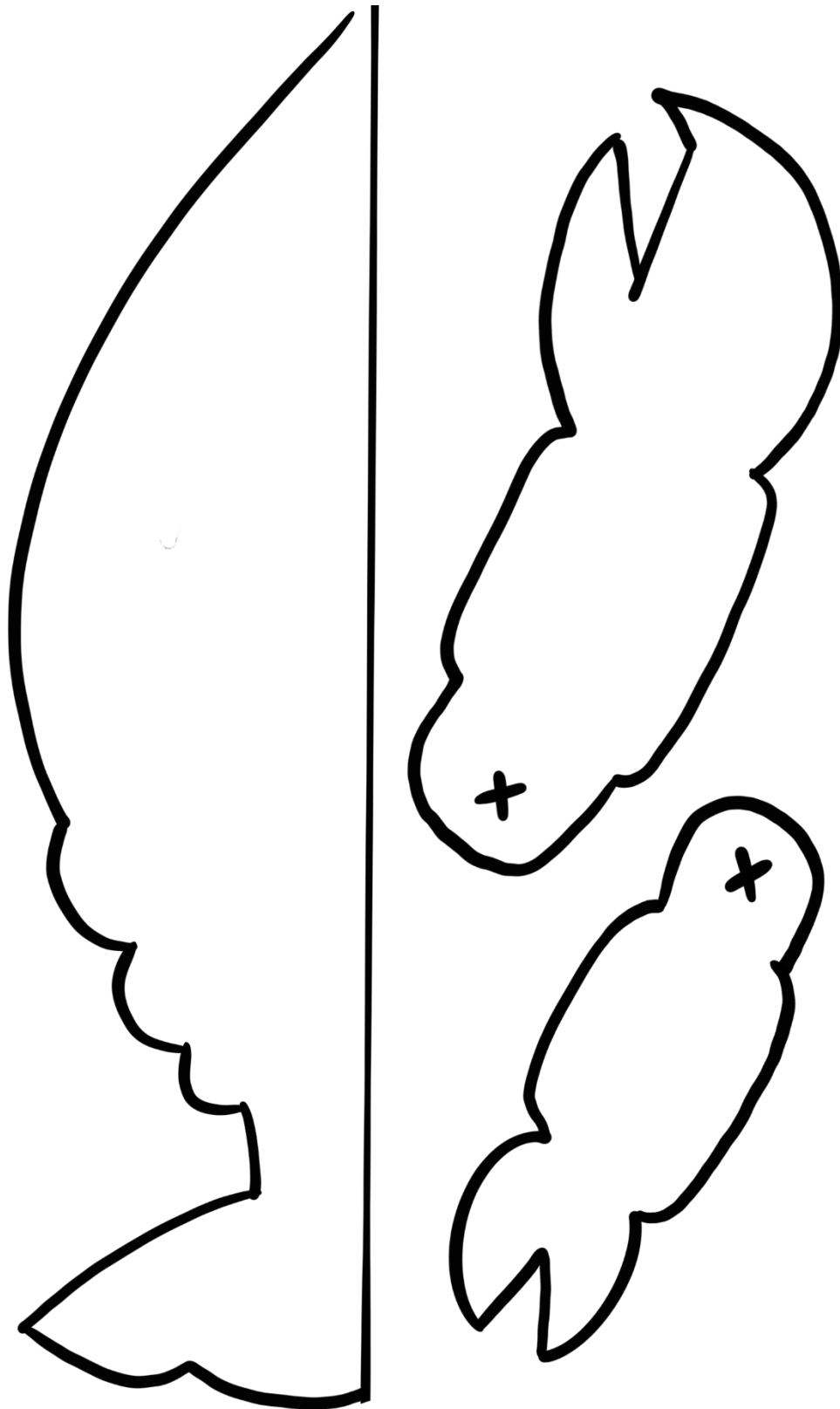
RANDALL THE PISTOL SHRIMP BODY TEMPLATE

Cut out and trace.




RANDALL THE PISTOL SHRIMP CARAPACE AND CLAWS TEMPLATE

Cut out and trace.





RANDALL THE GOBY FISH PAPER PLATE CRAFT



You will need:

- a 9" paper plate
- scissors
- glue stick or double-sided tape
- a pencil
- orange dot markers, paints or crayons
- black marker for eyes and smile
- a brush
- four brads
- an awl
- a cutting mat
- a pair of large googly eyes (optional)

*Requires advanced cutting
and assembly ability.*

1. Take one paper plate and paint five short orange stripes on it. If you use paints or any other wet medium to paint stripes, wait until it's dry.



2. Fold the paper plate in half, so that orange stripes folded in the middle. Just like this.



3. On one side of the folded paper plate draw a silhouette of the goby fish. You can also trace the template (see page 38). Cut out its body from the folded paper plate. Don't forget to make a little cut on the back for the dorsal fin!



4. On the remaining part of the paper plate draw silhouettes of the fish's fins. Remember that there are two pectoral fins, two ventral fins and one dorsal fin! You can also trace the templates (see page 38).




5. Lay the fish's body flat on a cutting mat. Make four little holes (2 on each side of the body, 1 for each fin) with an awl to attach its fins to the body. If you're making this craft by yourself, please ask your grown-up to help you with an awl. See templates for reference on where to put the holes.



6. Using two brads, start by attaching a pair of ventral fins first.



7. Then use two more brads to attach a pair of pectoral fins. Flip the goby's body to fasten the brads.



8. Take a dorsal fin cut-out and make a little fold along its base (see template for reference and make the fold along the dotted line). Insert the folded part of the dorsal fin into the little cut on the back of the goby's body.



9. Glue the folded part of the dorsal fin to the goby's body from the inside.



10. Lay the goby's body on its side and draw its smile, large eyes, stripes and dots on the dorsal fin. You can also use large googly eyes.

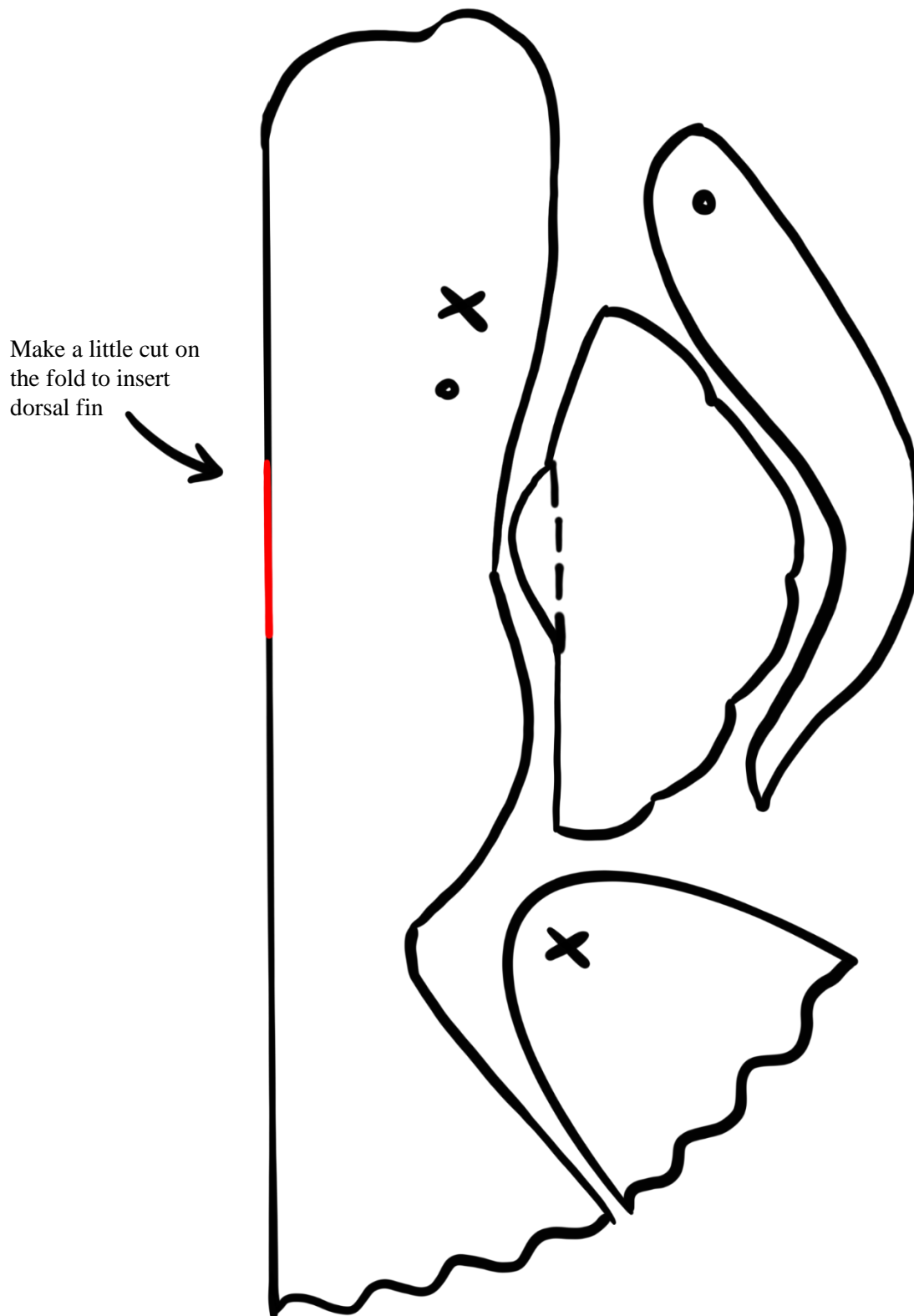


You're done!



RANDALL THE GOBY FISH BODY AND FIN TEMPLATE

Cut out and trace.





PAPER PLATE CRAFTS FOR YOUNGER CHILDREN

Recycled Bubble Wrap Goldfish



Supplies

- Paper Plates
- Bubble Wrap
- Cheerios
- Blue Tissue Paper
- Orange Paint
- Googly Eye

<https://www.craftykidsathome.com/recycled-bubble-wrap-goldfish/>



You'll need:

- 1 or 2 paper plates
- cupcake liners
- colors
- glue
- black marker

<https://www.easypeasyandfun.com/paper-plate-cupcake-liner-fish/>

Tissue Paper Summer Fun FISH CRAFT



Materials:

- 2 paper plates per fish
- Colored tissue paper
- Craft glue
- Scissors
- Stapler
- Googly eyes
- Pipe cleaner

<https://simplytodaylife.com/paper-plate-fish-craft/>



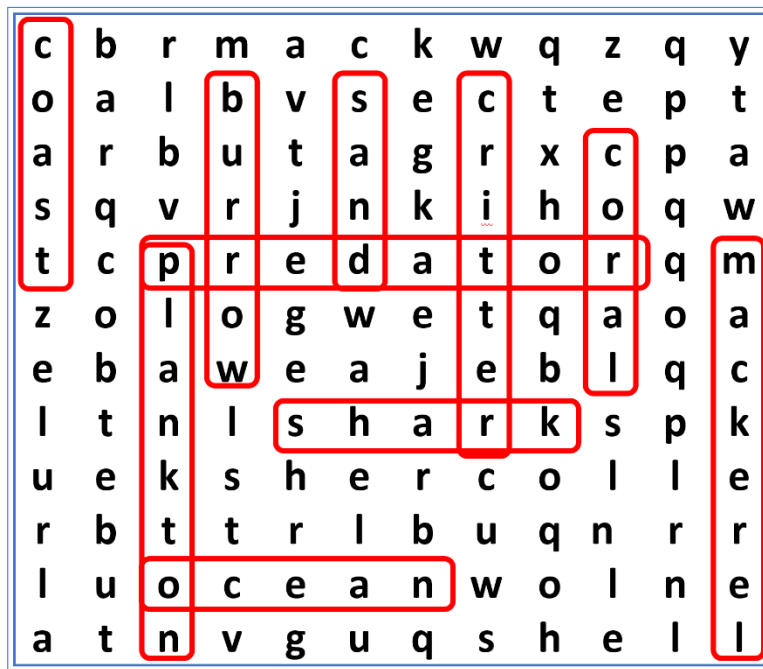
Materials:

- Miniature white paper plates
- White dried beans
- Craft glue
- Sand


<https://craftsbyamanda.com/paper-plate-sand-dollars/>

ANSWER KEY

1. Can you find 10 words from to the story?



2. Can you help the sea snail find the way out of the maze?



3. Can you work out what these sea animals are?

srebuceaum

SEA CUCUMBER

sdoldnalar

SAND DOLLAR

polstsimirhp

PISTOL SHRIMP

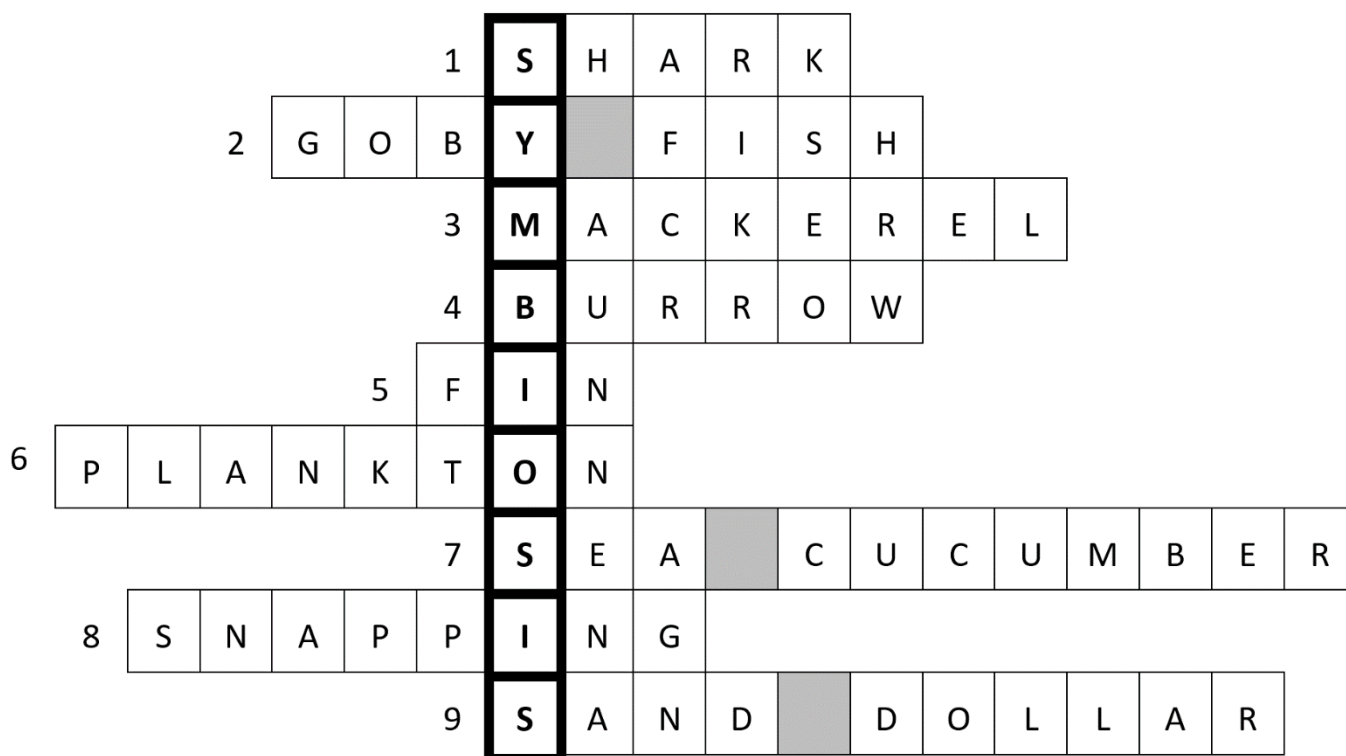
boishgyf

GOBY FISH


notkanpl

PLANKTON

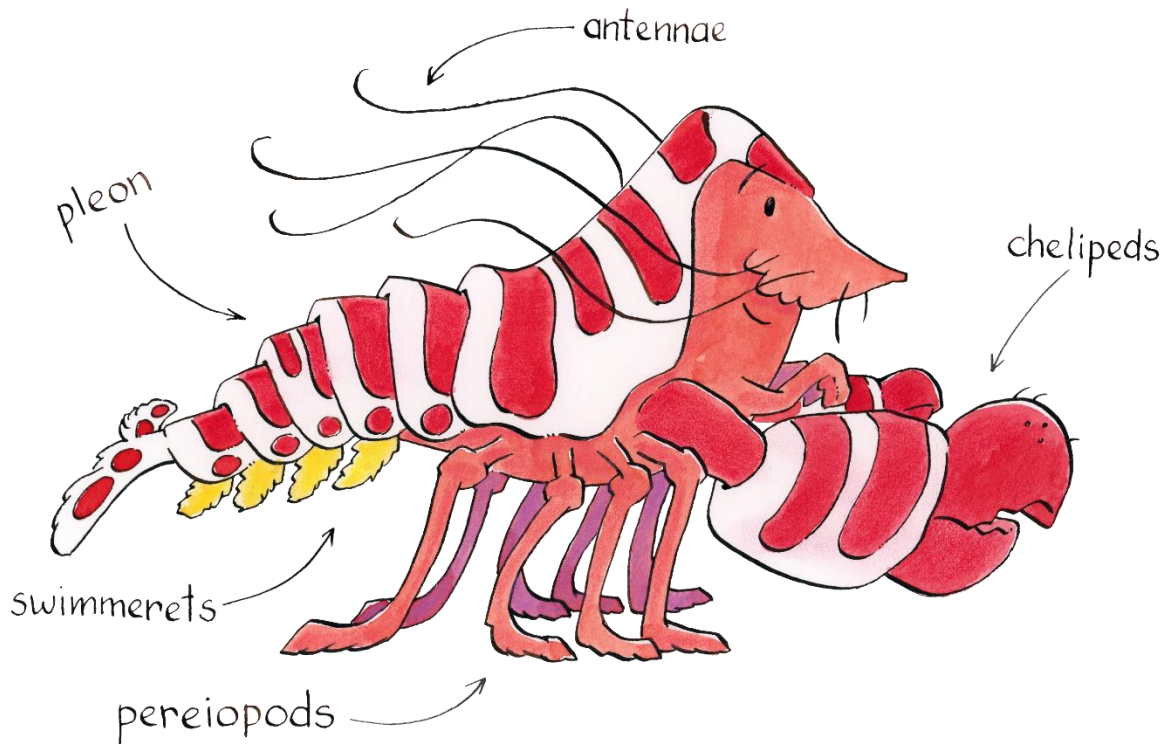
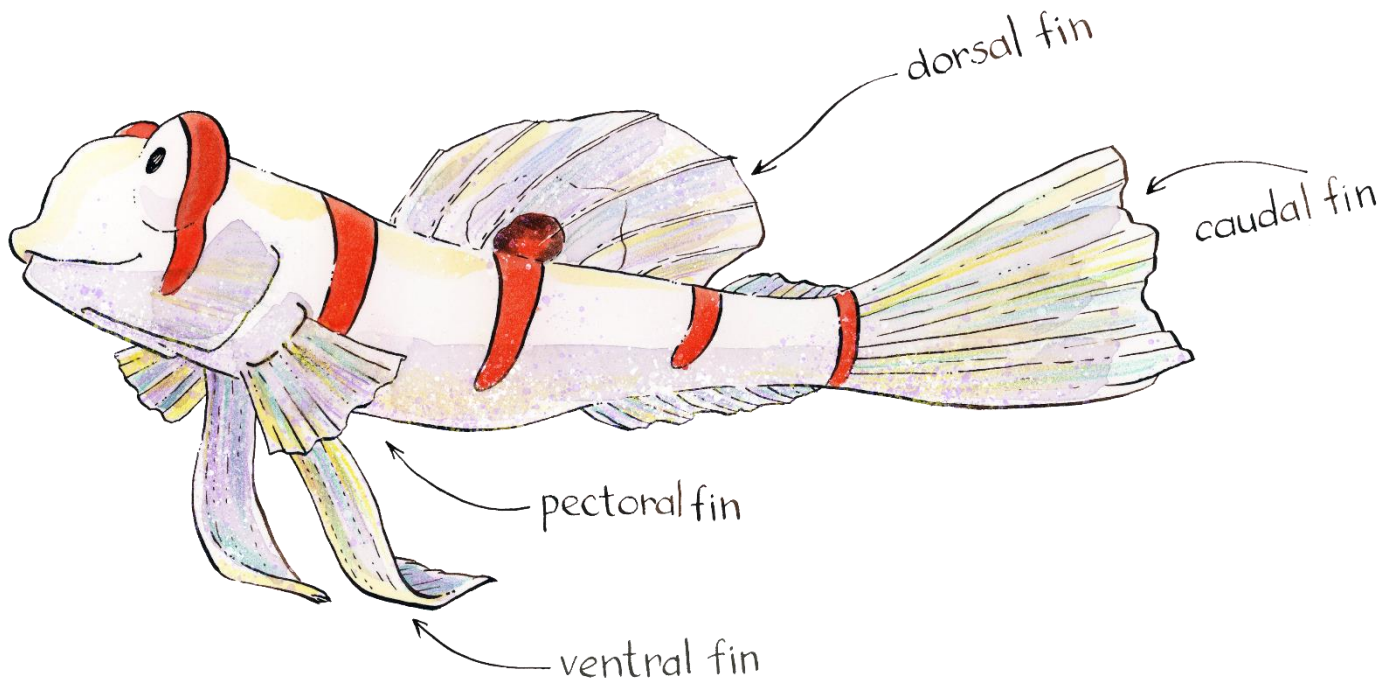
4. Solve the crossword and find out what word is hiding in the column. Gray squares should be left blank.



5. Can you find and circle 10 differences?



6. Can you name the parts of the goby fish and the pistol shrimp?





**Want to know what we are up to next?
Follow the links below to find out!**

Author Nadine Poper

<http://nadinepoper.weebly.com/>

Illustrator Polina Gortman

<https://gortmanillustration.com/>

Publisher Blue Whale Press:

<https://www.bluewhalepress.com/>

**Ten new titles
coming in 2020!**

All material copyright of their respective owners.

Copyright (c) 2019 Blue Whale Press LLC.
All rights reserved.